

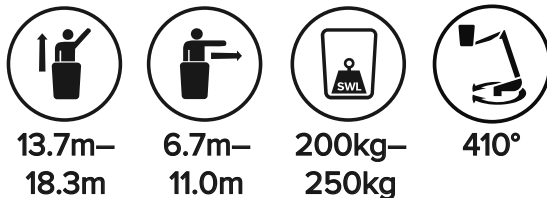
VZ-RANGE ACCESS PLATFORMS

HIGH PERFORMANCE,
PRODUCTIVITY & EFFICIENCY.



YOUR BENEFITS

- Excellent working envelope**
 Reach as far as is safely possible at any basket load due to our moment sensitive outreach – comes as standard.
- Smoother, faster, more accurate operation**
 Enjoy a smoother experience with millimetre accuracy due to our battery powered *E-Drive* platform, that is 25% faster than comparable platforms.
- Impressive uptime**
 Customers tell us our platforms are extremely reliable and we provide remote diagnostics should an issue arise.
- Greater payload in the vehicle**
 Thanks to our optimised structural design, and high-quality materials, our platforms are lighter than other brands; giving you more payload to carry what you need.
- Fuel and CO2 savings**
E-Drive lets you switch the engine off whilst operating your platform; you save on fuel and engine service costs.
- Minimal maintenance**
 We use stainless pins and maintenance-free bushes, and our slew ring is inside the van for easy access.



Our VZ range is designed to help you get more done:







- Intelligent structural design saves weight and gives you greater outreach.
- Sophisticated controls let you reach further, faster and more easily.
- High-quality components and design for easy maintenance mean that breakdowns are rare, and repairs are swift.
- Nationwide remote diagnostics, comes as standard; gets you up and running faster if something does go wrong.

E-Drive – our self-charging hybrid electric system, and our *Remote Diagnostics Service*, both come as standard.

VZ-RANGE

A high-performance, lightweight two boom telescopic platform range.



						NOTES
VZ135	13.7m	6.7m–8.9m	220–250kg	3.5t–7.2t	Ford Transit Ivecop Daily MAN TGE Mercedes Sprinter Renault Master VW Crafter	1. Working height may vary by up to 0.3m depending on vehicle floor height. 2. Outreach dependent on basket load. 3. SWL dependent on vehicle used.
VZ140	14.3m	6.7m–9.1m				
VZ145	14.8m	6.7m–9.1m				
VZ160	16.0m	7.4m–10.8m	200kg	5.2t–7.2t	Iveco 50c MAN TGE Mercedes Sprinter VW Crafter	
VZ165	16.8m	7.7m–11.0m				
VZX175	17.5m	7.4m–10.8m				
VZX180	18.3m	7.7m–11.0m				

FEATURES

- *E-Drive* – our self-charging hybrid electric system
 - CAN bus control system with remote connectivity
 - ‘Fit and forget’ bushes – no greasing required
 - Operator feedback for fault diagnostics
 - Ergonomic curved basket for greater space
 - Insulated harness anchors for low voltage protection
 - Auxiliary electric power pack in case of main pump failure
 - Ground controller with 5m wander lead
- ... Other options available on request.

SAFETY IS NO ACCIDENT

We take every design past its tipping point to find exactly where its limits lie. Moment sensitive outreach then stops you where you can pull your hardest, down a slope on a windy day, and still have a healthy margin of safety.

Our control algorithm has been developed and analysed using the most up-to-date software. Twinned sensors, high performance controllers and fail-safe control logic mean that a VZ platform will keep you out of harm’s way.

Emergency power and fail-safe manual operation come as standard, so you will always get down safely if the power fails.

This dual focus on performance and safety on our VZ range sets the benchmark for van-mounted platforms on the road today.



We are a leading manufacturer of vehicle-mounted access platforms, supplying high-performance solutions to customers across Ireland. We design and manufacture reliable, hard-working equipment that supports the building, maintenance and servicing of essential infrastructure throughout the country.



Aldercote is a family-run business that puts people first. This is reflected in the way we care for our customers and in how we value every member of our team for their skill, experience and individuality.



Aldercote Ltd.
Mooretown, Ratoath, Co. Meath
Ireland, A85VE24
+353857634127 cian.carey@aldercote.ie