

EASY TO OPERATE ACCESS PLATFORMS

IDEAL FOR
RENTAL COMPANIES.



Reliable, robust and fast.

YOUR BENEFITS

- **Impressive uptime**
Customers tell us our platforms are extremely reliable and we provide remote diagnostics service should an issue arise.
- **Smoother, faster, more accurate operation**
Enjoy a smoother experience with millimetre accuracy due to our battery-powered *E-Drive* platform, that is 25% faster than comparable platforms.
- **Greater payload in the vehicle**
Thanks to our optimised structural design and high-quality materials, our platforms are lighter than other brands, without compromising on safety; providing more payload to carry tools and equipment.
- **Extra safety feature for your operator**
Insulating harness anchors in the 2-man GRP composite basket.
- **Easy maintenance**
We use stainless pins and maintenance-free bushes, and our slew ring is inside the van for easy access.
- **Fuel and CO2 saving**
E-Drive – our unique, self-charging hybrid system, allows the engine to be off whilst operating your platform; you save on fuel and engine service costs.

WHY ALDERCOTE?

Our access platforms are an ideal choice for rental companies. Our controls are intuitive, and our electric-powered *E-Drive* system enables millimetre accuracy as well as being quieter, faster and smoother than other platforms on the market today. Our low-maintenance platforms use high quality components, and nationwide remote diagnostics allows cases of operator error to be identified and resolved quickly.

ALMOST SOUNDLESS

Because our platforms are battery-operated, there is no noise from an idling engine. It also means our platforms can operate in in Clean Air Zones without difficulty.













ENTERPRISING SOLUTIONS

We design and manufacture everything inhouse, so our experienced team has an in-depth knowledge of our platforms and their capabilities. We can therefore advise on many options to improve safety and productivity to suit your specific requirements.

“An Aldercote platform is like a breath of fresh air. It’s like going from a model T Ford to a Rolls Royce.”

Ian Belton
Engineer
Openreach

NB: This table is not a comprehensive list but reflects examples of common models chosen by Rental customers.

							
V125		12.5m	7.2m–7.6m	200kg	No	3.2t–7.2t	Ford Transit Iveco Daily MAN TGE Mercedes Sprinter Renault Master VW Crafter
VZ135		13.7m	6.7m–8.9m	220kg–250kg	Yes		
VZ140		14.3m	6.7m–9.1m				
VZ160		16.0m	7.4m–10.8m	200kg	Yes	5.2t–7.2t	Iveco 50c MAN TGE Mercedes Sprinter VW Crafter
VZX180		18.3m	7.7m–11.0m				
CZ140		14.0m	6.8m	250kg	Yes	From 3.08t	Ford Ranger Isuzu D-Max Toyota Hilux

Note: Working height may vary by up to 0.3m depending on vehicle floor height.

SAFETY IS NO ACCIDENT

We take every design past its tipping point, to find exactly where its limits lie. Moment sensitive outreach then stops you where you can pull your hardest, down a slope on a windy day, and still have a healthy margin of safety.

Emergency power and fail-safe manual operation are fitted as standard so you will always get down safely if the power fails.



Our control algorithm has been developed and analysed using the most up to date software. The twinned sensors, high performance controllers and fail-safe control logic on our VZ and CZ platforms will keep you out of harm's way.